


INDUSTRIAL STRENGTH SOLUTIONS FOR EVERY ACCESS POINT




PS Access Solutions™

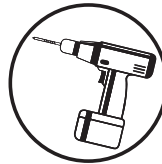
Not All Doors Are Created Equal

Our PS Access Solutions™ include a complete line of industrial doors and hatches constructed to specifically withstand the abuses of industry and manufacturing. Each system is custom designed to fit your building, no matter the size or shape. Unlike hollow metal pretenders, our doors feature durable construction that stands up to high drafts, continuous use and all types of weather. We've had 50 years of proven success in power generation and industrial applications, and we're not stopping anytime soon.

ROOF HATCHES



Wind
Resistant



Simple
Installation



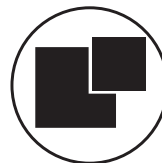
SLIDEWISE™

Roof Hatch

Aerodynamic Slidewise™ technology sets this roof hatch apart. Unlike traditional tip-up hatches, a Slidewise Roof Hatch opens horizontally and is unaffected by wind. That means it lasts longer, operates easier and keeps your people safe. Personnel can easily exit and enter the roof hatch in any weather without the hatch panel slamming open/closed.



Wind
Resistant



100%
Customizable

SLIDING ROOF HATCH

Our industrial Sliding Roof Hatches are designed to withstand high winds and snow loads, ensuring a smooth and effortless operation in virtually all weather conditions. They are used for personnel access, building ventilation and controlling airflow or for moving large materials or equipment in or out of your facility.

ROOF HATCH SAFETY



Strong,
Stable Grip



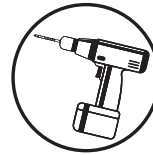
Compliant

HATCHSAFE®

HatchSafe® is a full-perimeter, self-closing railing system complete with an integrated Ladder Safety Gate and HatchGrip® horizontal grab bars. This product provides permanent, four-sided protection designed specifically for your roof hatch opening, ensuring a safe, stable grip for employees entering and exiting the roof hatch. Compatible with a traditional tip-up roof hatch.



Strong,
Stable Grip




Simple
Installation

HATCHGRIP®

HatchGrip provides ladder extension grips that extend beyond your hatch. These horizontal rungs ensure a firm, stable grip for employees exiting and entering a roof hatch, providing a safe and easy rooftop transition.

HATCHES




Low Profile



Durable
Construction

ACCESS HATCHES

Our customizable hatch/inspection doors are built specifically for the mining, oil, gas and power industries. The low-profile frame is ideal for conveyors, refineries, blade changeouts and mines. Available in six stock sizes or custom sizes.



100%
Customizable




Durable
Construction

CUSTOM HATCHES

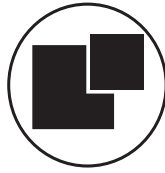
Rely on PS Access Solutions to manufacture a hatch to meet your distinct specifications – custom sizing and finishes available for unique openings and environments. Our custom hatches include:

- Pressure rated hatches
- Radius frame hatches (for curved surfaces)
- High temperature rated hatches
- Paired access hatches

BUILDING VENTILATION



Minimizes
Maintenance



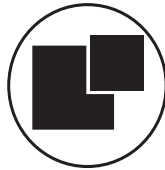
100%
Customizable

LOUVERS/DAMPERS

Our ventilation systems are designed to help control building airflow, and our louver systems can be built in any size, shape and operation trajectory.



Wind
Resistant



100%
Customizable

SLIDING ROOF HATCH

Our industrial Sliding Roof Hatches are designed to withstand high winds and snow loads, ensuring a smooth and effortless operation in virtually all weather conditions. They are used for personnel access, building ventilation and controlling airflow or for moving large materials or equipment in or out of your facility.

DOOR AUDIT

When you let the experts at PS Access Solutions audit the doors in your plant, you come away with a comprehensive Door Replacement Plan (DRP) developed to replace inferior models with solid, rugged, proven doors that are made to last.

WITH A DOOR AUDIT FROM PS ACCESS SOLUTIONS, THE BENEFITS ARE CLEAR:



Failed Hollow Metal Door

Safer Workers – Doors are installed for a reason, and when they fail, dangerous situations occur. An industrial door can be the difference between business as usual and disaster.

Focus Where It Is Needed Most – Few companies choose to replace all of their doors at once, partially because of the resources needed to make the switch and partially due to the disruption to workflow. A DRP allows you to prioritize the process.

Trouble Areas Finally Get Attention – You know that leaky, squeaky, hard-to-use door that drives everybody crazy? Or that swing door that is crippled by air pressure (when a sliding door would fix the problem)? A Door Audit lets our experts recommend custom solutions to those unique problem spots in your facility.

INDUSTRIAL DOORS



Durable
Construction



5
Year
Warranty

SWING DOORS

Our swing doors are built to withstand rigorous industrial environments. These doors have a proven track record in power plants, mines, mills and manufacturing facilities. Available in single and paired swing variants.



Durable
Construction



5
Year
Warranty

SLIDING DOORS

Our sliding doors are designed specifically to withstand the abuses of industrial environments, especially the effects of positive and negative drafts. Single slide or bi-part sliding door options available.



Durable
Construction




100%
Customizable

SPECIAL PURPOSE DOORS

For environments and applications that require customized solutions, PS Access Solutions designs and manufactures special purpose doors that ensure the safety of workers and the productivity of machines.



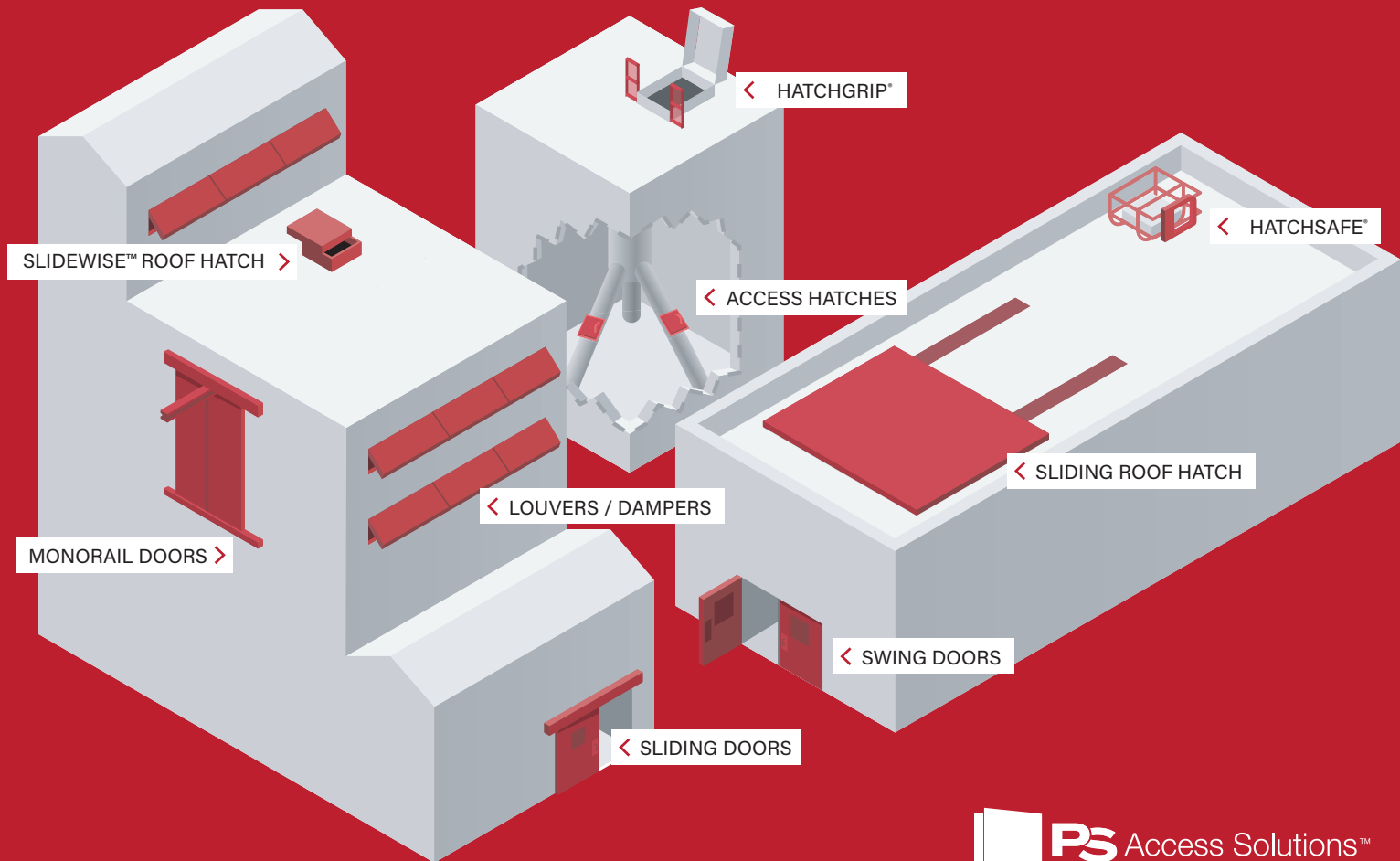
Durable
Construction



100%
Customizable

MONORAIL DOORS

Monorail openings are exposed to high wind loads and are used for transporting heavy equipment in and out of your facility. Available in bi-part sliding and paired swing variants.



PS Access Solutions™



Check out these other product lines from PS Industries®



PS Safety Access™ fall-protection products include gates, hatches and doors that provide barriers against everyday workplace dangers that can injure personnel and hinder productivity.



PS Flood Barriers™ offers a complete line of flood doors, walls, planks and hatches that provide proven protection against floodwaters.

877.446.1519 | psaccesssolutions.com | 4psinfo@psindustries.com
1150 South 48th Street | Grand Forks, ND 58201