


SAFER ROOF ACCESS STARTS HERE



PS Access Solutions™

877.446.1519

psaccesssolutions.com | 4psinfo@psindustries.com

PS INDUSTRIES
INCORPORATED

R081324



PS Access Solutions™: The Ins And Outs Of Roof Access

PS Access Solutions makes it easy to utilize your roof openings while keeping your crew safe.

SLIDWISE™ ROOF HATCHES



Wind Resistant



Simple Installation

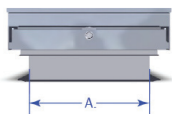
Aerodynamic Slidewise™ technology sets this roof hatch apart. Unlike traditional tip-up hatches, a Slidewise Roof Hatch opens horizontally and is unaffected by wind. That means it lasts longer, operates easier and keeps your people safe. Personnel can easily exit and enter the roof hatch in any weather without the hatch panel slamming open/closed.

- Wind-resistant panel design reduces hatch maintenance and replacement costs.
- Installs on new construction or to existing curb without modification to roofing materials.
- Low-profile design allows for installation where a traditional roof hatch may be problematic.
- One-handed operation allows personnel to keep one hand on a ladder at all times.

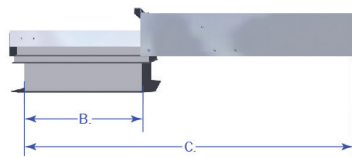
| SLIDWISE™ ROOF HATCH - ALUMINUM | |
|---------------------------------|--|
| MATERIAL | Corrosion-resistant aluminum construction with stainless steel hardware. 2" insulated panel and frame aids building efficiency (R-10). |
| STOCK SIZES | 30" x 30", 36" x 30", 36" x 36" <i>Custom sizes and designs are available.</i> |
| WARRANTY | 10 years |

| SLIDWISE™ ROOF HATCH - MILD STEEL | |
|-----------------------------------|--|
| MATERIAL | Mild steel construction with powder coat gray finish. 3" insulated panel and 1-1/2" frame aids building efficiency (R-11). |
| STOCK SIZES | 30" x 30", 36" x 30", 36" x 36" <i>Custom designs are available.</i> |
| WARRANTY | 5 years |

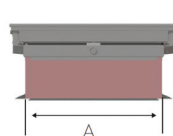
LOCK SIDE VIEW



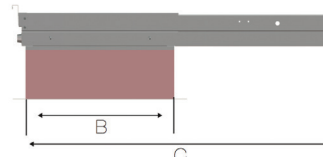
SLIDE DIRECTION VIEW



LOCK SIDE VIEW



SLIDE DIRECTION VIEW



| ALUMINUM PRODUCT NUMBER | OPENING SIZE A | OPENING SIZE B | OPERATIONAL ENVELOPE C | WEIGHT | INVENTORY STATUS |
|-------------------------|----------------|----------------|------------------------|----------|------------------|
| SRH-3030A | 30" | 30" | 87" | 114 lbs. | In-Stock |
| SRH-3630A | 36" | 30" | 87" | 120 lbs. | In-Stock |
| SRH-3636A | 36" | 36" | 99" | 131 lbs. | In-Stock |

Note: Curb must extend a minimum of 3" above roof surface. Maximum curb thickness is 3-1/8".

| MILD STEEL PRODUCT NUMBER | OPENING SIZE A | OPENING SIZE B | OPERATIONAL ENVELOPE C | WEIGHT | INVENTORY STATUS |
|---------------------------|----------------|----------------|------------------------|----------|------------------|
| SRH-3030M | 30" | 30" | 73" | 231 lbs. | In-Stock |
| SRH-3630M | 36" | 30" | 73" | 249 lbs. | In-Stock |
| SRH-3636M | 36" | 36" | 85" | 274 lbs. | In-Stock |
| SRH-9636M | 96" | 36" | 85" | 460 lbs. | Custom Order |

NOTE: Minimum curb thickness is 3".

SLIDING ROOF HATCH



100% Customizable



Wind Resistant

Our industrial Sliding Roof Hatches are designed to withstand high winds and snow loads, ensuring smooth and effortless operation in virtually all weather conditions. They are used for personnel access, building ventilation and controlling airflow, or moving large materials or equipment in or out of your facility.

- Improves personnel safety.
- Energy-efficient with durable, full-perimeter brush weather seals.
- Designed for your existing curb or PS Access Solutions™ can manufacture a curb for new installations.
- Available with manual or electric operation.
- Available in mild steel, stainless steel or aluminum construction.

Custom sizes and designs available on all roof access products!

HATCHSAFE®



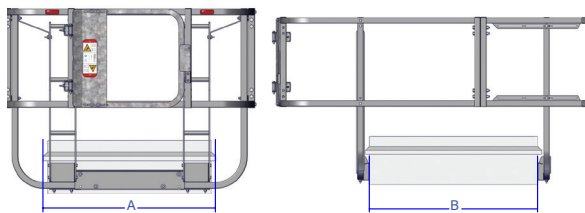
Strong,
Stable Grip



Compliant

HatchSafe® is a full-perimeter, self-closing railing system complete with integrated Ladder Safety Gate and HatchGrip® horizontal grab bars. This product provides permanent, four-sided protection designed specifically for your roof hatch opening, ensuring a safe, stable grip for employees entering and exiting the roof hatch.

- Designed to meet federal OSHA safety railing requirements.
- Compatible with traditional tip-up personnel roof hatches.
- Adjustable to properly fit roof hatch curb irregularities; attaches to existing curb. All hardware included for installation.
- Ships knocked-down for easy shipping, handling and transportation to site.
- Available in mild steel or stainless steel, with powder coat gray finish, in eight standard sizes. Custom sizing and designs are available.



| PART NUMBER | SIZE A RANGE | SIZE B RANGE | SHIPPING WEIGHT | INVENTORY STATUS |
|-------------|--------------|--------------|-----------------|------------------|
| HSF-4848MG | 30"-48" | 30"-48" | 225 lbs. | In-Stock |
| HSF-4866MG | 30"-48" | 48"-66" | 235 lbs. | In-Stock |

HATCHGRIP®



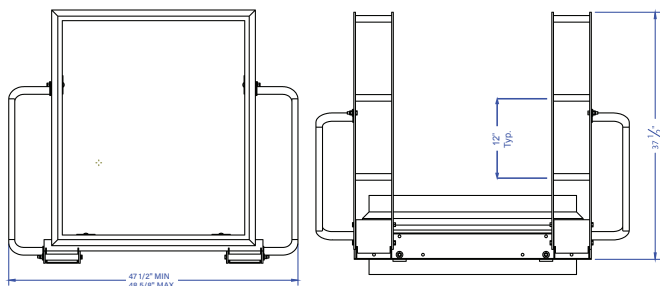
Strong,
Stable Grip



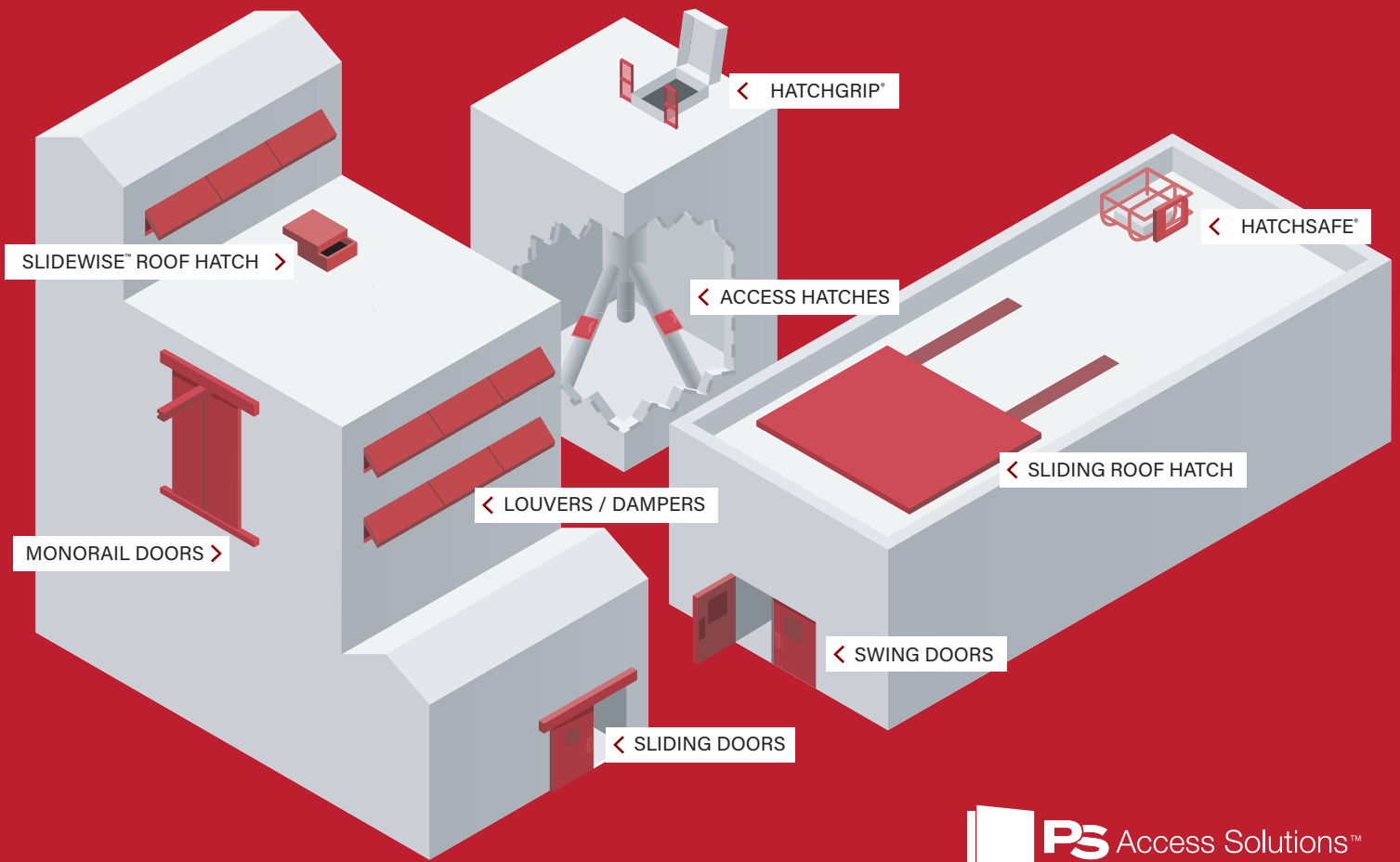
Simple
Installation

HatchGrip provides ladder extension grips that extend beyond your hatch. These horizontal rungs ensure a firm, stable grip for employees exiting and entering a roof hatch, providing a safe and easy rooftop transition.

- Powder coat gray non-slip finish for durability in exterior environments.
- Simple installation; bolts to existing roof hatch curb with gasketed connection.
- Provides variable height adjustments for proper grip spacing.
- Easily installed using only a few common tools.



| PART NUMBER | SIZE RANGE | INVENTORY STATUS |
|-------------|---|------------------|
| HTG-PCG | Fits curb up to 36" <i>Custom designs are available.</i> | In-Stock |



PS Access Solutions™: The Ins And Outs Of Industry

PS Access Solutions includes a complete line of industrial doors and hatches constructed specifically to withstand the abuses of industry and manufacturing.



SLIDING DOORS



SWING DOORS




MONORAIL DOORS



SPECIAL PURPOSE DOORS



PRESSURE RATED DOORS



ACCESS HATCHES



CUSTOM ACCESS HATCHES



LOUVERS / DAMPERS

5 YEAR WARRANTY
On All Industrial Swing And Sliding Door Products

877.446.1519 | psaccesssolutions.com | 4psinfo@psindustries.com
1150 South 48th Street | Grand Forks, ND 58201